

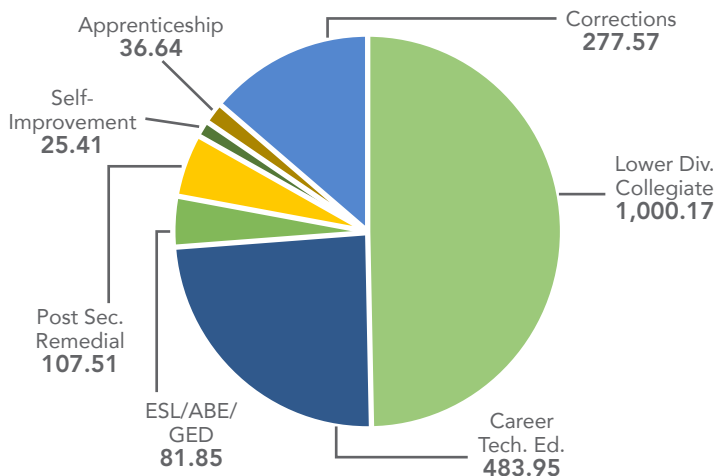
# BMCC at a Glance

As of August 1, 2018 Office of Institutional Effectiveness

## Annual Enrollment 2017-18

<b>Total Full Time Equivalency (FTE)</b> .....	<b>2,018.83</b>
Reimbursable FTE .....	<b>2,013.11</b>
<b>Total headcount</b> .....	<b>7,354</b>
Credit headcount.....	<b>3,711</b>
Non-credit headcount .....	<b>3,515</b>
<i>(duplicated: credit and non-credit does not equal total headcount)</i>	
<b>Distance education headcount</b> .....	<b>1,505</b>
<i>(unduplicated: # students taking at least one DE class)</i>	
<b>Enrollment at BMCC Centers</b>	
<i>(duplicated: # students taking at least one class at center)</i>	
Pendleton .....	<b>3,949</b>
Hermiston .....	<b>1,659</b>
Milton Freewater.....	<b>296</b>
Baker City .....	<b>358</b>
Boardman .....	<b>868</b>

## Enrollment (FTE) by Instructional Type

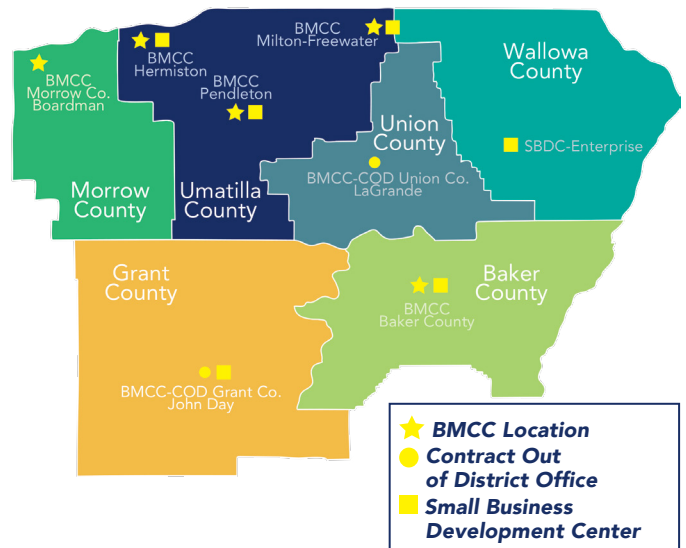


## Demographics (of all students) 2017-18

<b>Gender</b> <i>(does not include unknown/unreported)</i>		
Men .....	<b>3,691</b>	<b>51.10%</b>
Women .....	<b>3,484</b>	<b>48.20%</b>
<b>Age</b> <i>(does not include unknown/unreported)</i>		
Less than 18.....	<b>1,377</b>	<b>19.10%</b>
18-24 .....	<b>1,895</b>	<b>26.30%</b>
25-35 .....	<b>1,581</b>	<b>21.90%</b>
36-61 .....	<b>2,061</b>	<b>28.60%</b>
62+ .....	<b>295</b>	<b>4.10%</b>
<b>Average age</b> .....		<b>31</b>
<b>Veterans</b> <i>(self-reported)</i> .....	<b>406</b>	<b>5.5%</b>
<b>Ethnicity</b> <i>(self-reported)</i>		
White <i>(non-Hispanic)</i> .....		<b>56.60%</b>
Hispanic/Latino.....		<b>27.80%</b>
American Indian/Alaska Native.....		<b>1.09%</b>
Black/African American.....		<b>1.40%</b>
Asian.....		<b>0.80%</b>
Native Hawaiian/Pacific Islander.....		<b>0.40%</b>
Multi-racial.....		<b>2.50%</b>
Unknown/unreported.....		<b>9.40%</b>



BMCC awarded 551 degrees and certificates in 2017-2018!



## Tuition 2018-19

### Tuition Cost per Credit:

In-state (includes WA, ID, MT, NV, and CA): \$108  
 Out-of-State and International: \$324

### Standard fees (apply to all students):

**Credit students:** First-time enrollment fee: \$35 for credit-seeking students;  
 Technology Fee: \$18.50/credit; Universal fee: \$8/credit; ASG Fee: \$3.00/credit

**Non-credit students:** Tuition: varies;  
 Technology fee: \$9/course

### Other fees (apply to specific students):

Distance Education fee: \$40/course  
 ITV Course fee: \$25/course at receiving location

### Senior Citizen costs: (Senior is 65 or older)

Credit course: 50% of tuition + all applicable fees;  
 Non-credit course: \$34/course + all applicable fees

### Other course/program fees:

Varies; see BMCC website for current information

# BMCC at a Glance

## Student Success

**1,813**  
New Students

**31%**  
received some form  
of financial assistance  
**\$6.6 million** awarded  
to **1,139**

**35%**  
of BMCC students are  
transferring on!

BMCC students are most  
likely to transfer to EO,  
OSU, WWCC, Oregon,  
and LBCC

**11,250**  
credits were awarded to  
**1,340** students  
enrolled in early  
college credit  
courses

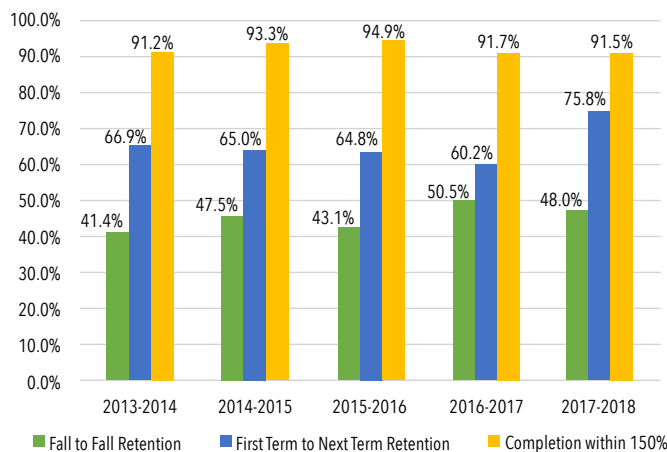
**35%**  
represents ethnic  
minorities

**46%**  
first in their  
family to attend  
college

**37%**  
working at least  
part time

*Note: According to the National Center for Education Statistics BMCC's overall transfer rate for full-time, first-time students who began in the fall of 2013 is 35%*

## Retention and Completion Rates for All Full-Time, Credit Students

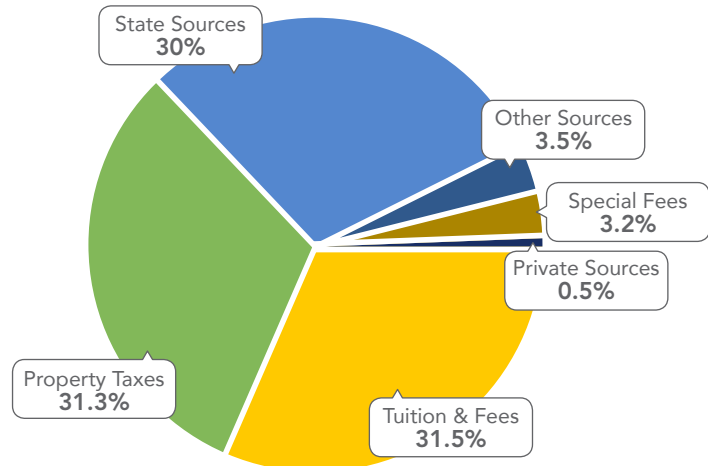


*Note: According to the National Center for Education Statistics, BMCC's overall completion rate for full-time, first-time students beginning in the fall of 2013 and graduating within 150% of the expected time to complete their program is 24%.*

**Please contact the BMCC Office of Institutional Effectiveness at 541-278-5856 if you have questions.**

*Blue Mountain Community College is an Equal Opportunity Educator and Employer. For a full EEO disclosure statement visit [www.bluecc.edu/EEO](http://www.bluecc.edu/EEO).*

## College Funding



*Projected end of year 17-18*

## College Direction

### Board of Education

Chris Brown, Chair  
Robert Savage  
Heidi Van Kirk  
Kim Puzey  
Don Rice  
Dr. Anthony Turner  
Jane Hill

Zone 1 (term expires 2019)  
Zone 2 (term expires 2019)  
Zone 3 (term expires 2021)  
Zone 4 (term expires 2021)  
Zone 5 (term expires 2019)  
Zone 6 (term expires 2021)  
Zone 7 (term expires 2019)

### Administration

Cam Preus – President  
John Fields – VP, Instruction  
Diane Drebin – VP, Student Affairs  
Casey White-Zollman – VP, Public Relations  
Tammie Parker – VP, Administrative Services

### Vision

Blue Mountain Community College will be a recognized educational leader in achieving student success, completion, and advancement.

### Mission

Blue Mountain Community College provides responsive and high quality innovative educational programs and services that promote personal and professional growth to strengthen our communities.

### Core Themes

- Access to quality programs and services
- Opportunities for students to complete, transfer, and advance
- Encouragement and support for a culture of learning
- Responsiveness to community needs

### 2015-2020 Strategic Goals (revised as of 08/01/2017)

- 1) BMCC is committed to providing a "Students First" Learning Environment
- 2) Relevant and dynamic BMCC curriculum
- 3) Continuous improvement based on evidence at BMCC
- 4) Diverse and high quality BMCC workforce