

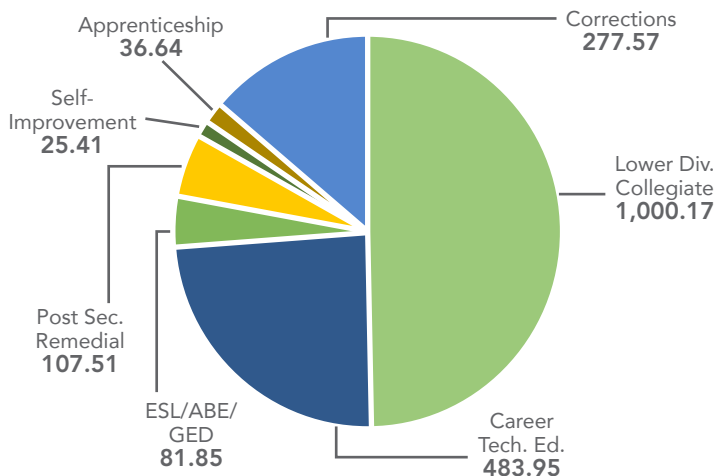
BMCC at a Glance

As of August 1, 2018 Office of Institutional Effectiveness

Annual Enrollment 2017-18

| | |
|---|-----------------|
| Total Full Time Equivalency (FTE) | 2,018.83 |
| Reimbursable FTE | 2,013.11 |
| Total headcount | 7,354 |
| Credit headcount..... | 3,711 |
| Non-credit headcount | 3,515 |
| <i>(duplicated: credit and non-credit does not equal total headcount)</i> | |
| Distance education headcount | 1,505 |
| <i>(unduplicated: # students taking at least one DE class)</i> | |
| Enrollment at BMCC Centers | |
| <i>(duplicated: # students taking at least one class at center)</i> | |
| Pendleton | 3,949 |
| Hermiston | 1,659 |
| Milton Freewater..... | 296 |
| Baker City | 358 |
| Boardman | 868 |

Enrollment (FTE) by Instructional Type

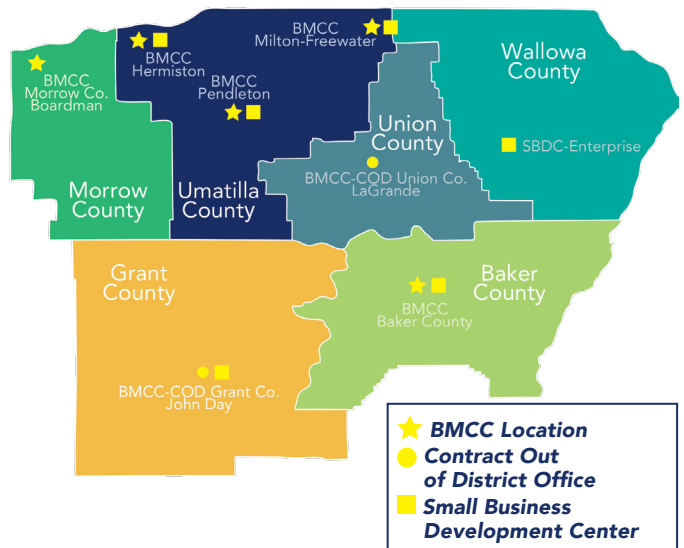


Demographics (of all students) 2017-18

| | | |
|--|--------------|---------------|
| Gender <i>(does not include unknown/unreported)</i> | | |
| Men | 3,691 | 51.10% |
| Women | 3,484 | 48.20% |
| Age <i>(does not include unknown/unreported)</i> | | |
| Less than 18..... | 1,377 | 19.10% |
| 18-24 | 1,895 | 26.30% |
| 25-35 | 1,581 | 21.90% |
| 36-61 | 2,061 | 28.60% |
| 62+ | 295 | 4.10% |
| Average age | | 31 |
| Veterans <i>(self-reported)</i> | 406 | 5.5% |
| Ethnicity <i>(self-reported)</i> | | |
| White <i>(non-Hispanic)</i> | | 56.60% |
| Hispanic/Latino..... | | 27.80% |
| American Indian/Alaska Native..... | | 1.09% |
| Black/African American..... | | 1.40% |
| Asian..... | | 0.80% |
| Native Hawaiian/Pacific Islander..... | | 0.40% |
| Multi-racial..... | | 2.50% |
| Unknown/unreported..... | | 9.40% |



BMCC awarded 551 degrees and certificates in 2017-2018!



Tuition 2018-19

Tuition Cost per Credit:

In-state (includes WA, ID, MT, NV, and CA): \$108
 Out-of-State and International: \$324

Standard fees (apply to all students):

Credit students: First-time enrollment fee: \$35 for credit-seeking students;
 Technology Fee: \$18.50/credit; Universal fee: \$8/credit; ASG Fee: \$3.00/credit

Non-credit students: Tuition: varies;
 Technology fee: \$9/course

Other fees (apply to specific students):

Distance Education fee: \$40/course
 ITV Course fee: \$25/course at receiving location

Senior Citizen costs: (Senior is 65 or older)

Credit course: 50% of tuition + all applicable fees;
 Non-credit course: \$34/course + all applicable fees

Other course/program fees:

Varies; see BMCC website for current information

BMCC at a Glance

Student Success

1,813
New Students

31%
received some form
of financial assistance
\$6.6 million awarded
to **1,139**

35%
of BMCC students are
transferring on!

BMCC students are most
likely to transfer to EO,
OSU, WWCC, Oregon,
and LBCC

11,250
credits were awarded to
1,340 students
enrolled in early
college credit
courses

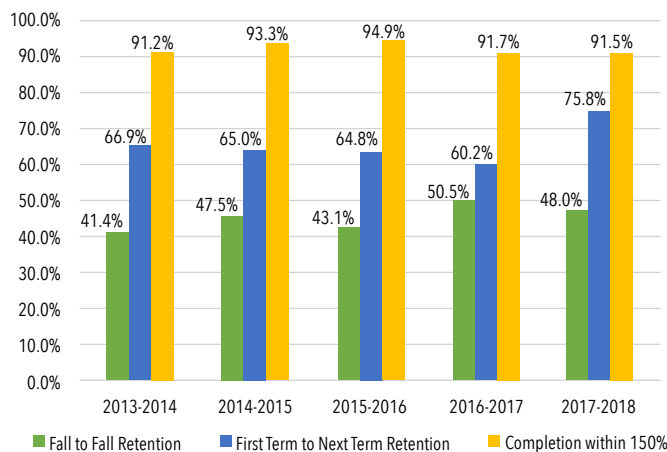
35%
represents ethnic
minorities

46%
first in their
family to attend
college

37%
working at least
part time

Note: According to the National Center for Education Statistics BMCC's overall transfer rate for full-time, first-time students who began in the fall of 2013 is 35%

Retention and Completion Rates for All Full-Time, Credit Students

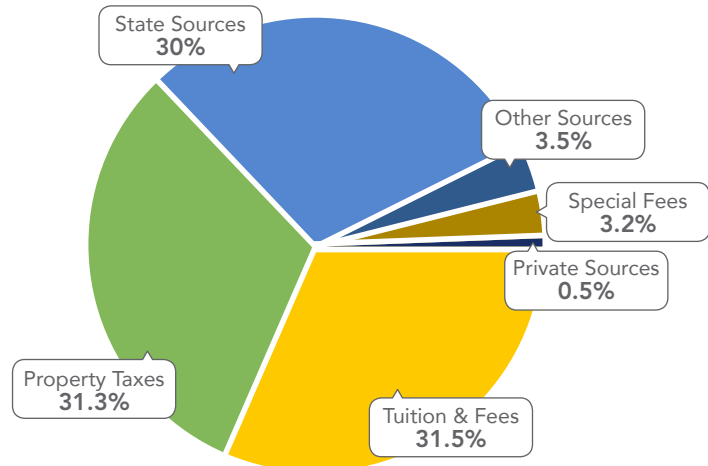


Note: According to the National Center for Education Statistics, BMCC's overall completion rate for full-time, first-time students beginning in the fall of 2013 and graduating within 150% of the expected time to complete their program is 24%.

Please contact the BMCC Office of Institutional Effectiveness at 541-278-5856 if you have questions.

Blue Mountain Community College is an Equal Opportunity Educator and Employer. For a full EEO disclosure statement visit www.bluecc.edu/EEO.

College Funding



Projected end of year 17-18

College Direction

Board of Education

Chris Brown, Chair
Robert Savage
Heidi Van Kirk
Kim Puzey
Don Rice
Dr. Anthony Turner
Jane Hill

Zone 1 (term expires 2019)
Zone 2 (term expires 2019)
Zone 3 (term expires 2021)
Zone 4 (term expires 2021)
Zone 5 (term expires 2019)
Zone 6 (term expires 2021)
Zone 7 (term expires 2019)

Administration

Cam Preus – President
John Fields – VP, Instruction
Diane Drebin – VP, Student Affairs
Casey White-Zollman – VP, Public Relations
Tammie Parker – VP, Administrative Services

Vision

Blue Mountain Community College will be a recognized educational leader in achieving student success, completion, and advancement.

Mission

Blue Mountain Community College provides responsive and high quality innovative educational programs and services that promote personal and professional growth to strengthen our communities.

Core Themes

- Access to quality programs and services
- Opportunities for students to complete, transfer, and advance
- Encouragement and support for a culture of learning
- Responsiveness to community needs

2015-2020 Strategic Goals (revised as of 08/01/2017)

- 1) BMCC is committed to providing a "Students First" Learning Environment
- 2) Relevant and dynamic BMCC curriculum
- 3) Continuous improvement based on evidence at BMCC
- 4) Diverse and high quality BMCC workforce